


The items shown are provided as part of a total integrated Philips Gardco Solar area lighting system only. Factory quotation and factory preparation of submittals are required. Submittals apply to the factory quotation number shown above only. Contact your Philips Gardco representative for further assistance.



# Solar Radiant Luminaire

## Solar Area Lighting System

Philips Gardco Radiant LED area luminaires combine LED performance excellence and advanced Philips Gardco LED thermal management technology with a distinctly contemporary architectural style to provide outdoor area lighting that is both energy efficient and aesthetically pleasing. The high performance LED optical systems are available with Type II, Type III, Type IV and Type V optical systems. Philips Gardco's LED technology provides maximized light output and maximum energy savings. Philips Gardco Radiant LED luminaires provide full cutoff performance.



PREFIX	MOUNTING	OPTICAL SYSTEM
--------	----------	----------------

<b>RLS</b> Solar Radiant LED Area Luminaire	I Single Assembly	2 Type II 3 Type III 4 Type IV 5 Type V
---	-------------------	--

### LED WATTAGE AND LUMEN VALUES

Ordering Code	Housing Length	Description	System Watts <sup>1,2,3</sup>	Estimated Initial Luminaire Lumens <sup>3,4</sup>			
				Type 2	Type 3	Type 4	Type 5
<b>40LA</b>	32"	40 watt, (1) LED integral lens array.	40	2,528	2,621	2,629	2,614
<b>60LA</b>	32"	60 watt, (1) LED integral lens array.	60	3,792	3,932	3,944	3,921
<b>80LA</b>	32"	80 watt, (1) LED integral lens array.	80	5,055	5,242	5,258	5,227

1. Full system watts are shown.
2. LED wattage may vary by +/- 8% due to LED manufacturer forward volt specification and ambient temperature.
3. LED arrays feature LEDs that provide 100 lumens per watt when operated at 350 mA. Estimated initial luminaire lumens per watt range from 65.6 LPW to 75.7 LPW.
4. Estimated lumen values are based on tests performed in compliance with IESNA LM-79 on standard Philips Gardco Radiant luminaires powered by normal AC current, and prorated based on system wattage. Estimated lumen values are for luminaires utilizing the CW LED Selection, without the DL option or House Side Shield option. Multiply lumen values by .92 for approximate lumen values for the NW LED selection, and by .8 for approximate lumen values with DL option. Lumen values shown are estimates only.

### LED SELECTION

<b>CW</b>	Cool White - 6,000°K - 75 CRI
<b>NW</b>	Neutral White - 4,000°K - 75 CRI

### VOLTAGE

<b>12</b>	12 Volt System
<b>24</b>	24 Volt System

### FINISH

<b>BRP</b>	Bronze Paint
<b>BLP</b>	Black Paint
<b>WP</b>	White Paint
<b>NP</b>	Natural Aluminum Paint
<b>OC</b>	Optional Color Specify RAL Color, Ex: OC-RAL6005.
<b>SC</b>	Special Color Requires Color Chip.

### OPTIONS

<b>DL</b>	Diffusing Lens
<b>HSI</b>	External House Side Shield

1611 Clovis Barker Road, San Marcos, TX 78666  
 (800) 227-0758 (512) 753-1000 FAX: (512) 753-7855 [sitelighting.com](http://sitelighting.com)

© 2011 Koninklijke Philips Electronics N.V. All Rights Reserved.

Philips Gardco reserves the right to change materials or modify the design of its product without notification as part of the company's continuing product improvement program.

GS200-002/0211

**PHILIPS**





### SPECIFICATIONS

**GENERAL DESCRIPTION:** Gardco Radiant LED area luminaires combine LED performance excellence and advanced Gardco LED thermal management technology with a distinctly contemporary architectural style to provide outdoor area lighting that is both energy efficient and aesthetically pleasing.

**HOUSING:** The Gardco Radiant LED housing consists of a die cast aluminum arm adapter, an extruded aluminum housing body with an integral LED radiant thermal management system, and a die cast aluminum end cap. The structure is secured with lateral threaded stainless steel rods running the length of the housing to provide rigidity and unify the housing structure. Metallic screens are integrated to the top of the housing to prevent the buildup of dust, dirt and contaminants, while permitting required air flow for cooling. The housing length is 32".

**LED THERMAL MANAGEMENT:** The Gardco Radiant LED housing design provides extruded aluminum integral thermal radiation fins in the upper housing, combined with lateral air ways, to provide the excellent thermal management so critical to long LED system life. Metallic screens are integrated to the top of the housing to prevent the buildup of dust, dirt and contaminants, while permitting required air flow for cooling.

#### LED PERFORMANCE:

PREDICTED LUMEN DEPRECIATION DATA <sup>5</sup>	
Ambient Temperature °C	L <sub>70</sub> Hours <sup>6</sup>
15 °C	100,000
25 °C	75,000
40 °C	50,000

5. Predicted performance derived from LED manufacturer's data and engineering design estimates, based on IESNA LM-80 methodology. Actual experience may vary due to field application conditions.  
6. L<sub>70</sub> is the predicted time when LED performance depreciates to 70% of initial lumen output.

**OPTICAL SYSTEMS:** Lensed LED arrays are set to achieve IES Type II, Type III, Type IV and Type V distributions. Individual LED arrays are replaceable.

**ELECTRICAL:** Luminaires are equipped with appropriate LED drivers that accept output from the solar power system provided. Driver output is based on the LED wattage selected. Component-to-component wiring within the luminaire will carry no more than 80% of rated current and is listed by UL for use at 600 VAC at 302°F/150°C or higher. Plug disconnects are listed by UL for use at 600 VAC, 15A or higher.

**FINISH:** Each standard color luminaire receives a fade and abrasion resistant, electrostatically applied, thermally cured, triglycidal isocyanurate (TGIC) textured polyester powdercoat finish. Standard colors include bronze (BRP), black (BLP), white (WVP), and natural aluminum (NP). Consult factory for specs on optional or custom colors.

**LABELS:** All luminaires bear UL or CUL (where applicable) Wet Location labels.

**WARRANTY:** Philips Gardco luminaires feature a 5 year limited warranty. Gardco LED luminaires with LED arrays feature a 5 year limited warranty covering the LED arrays. See Warranty Information on [www.sitelighting.com](http://www.sitelighting.com) for complete details and exclusions. Solar equipment is warranted by SolarOne® Solutions, Inc.

**FULL CUTOFF PERFORMANCE:** Full cutoff performance means a luminaire distribution where zero candela intensity occurs at an angle at or above 90° above nadir. Additionally, the candela per 1000 lamp lumens does not numerically exceed 100 (10 percent) at a vertical angle of 80° above nadir. This applies to all lateral angles around the luminaire.

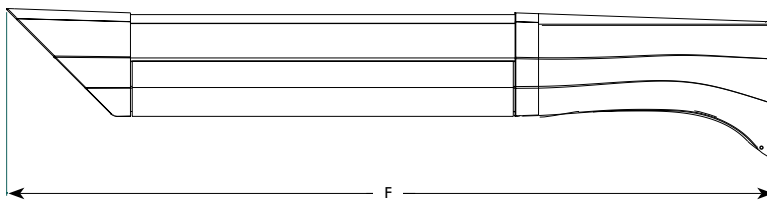
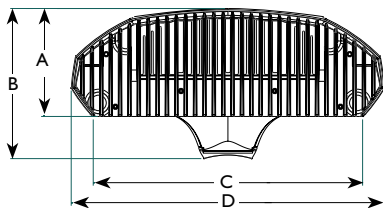
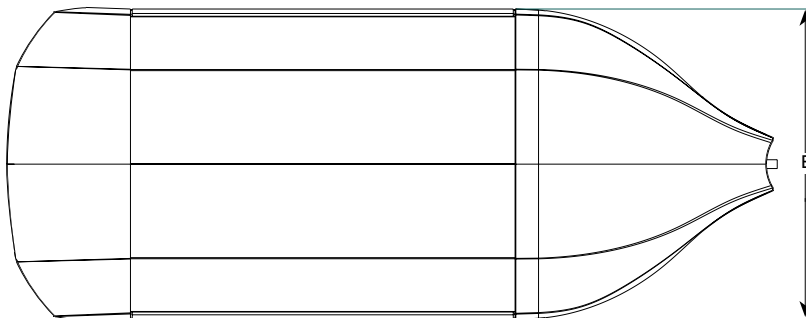
**CUTOFF PERFORMANCE:** Cutoff performance means a luminaire distribution where the candela per 1000 lamp lumens does not numerically exceed 25 (2.5 percent) at an angle at or above 90° above nadir, and 100 (10 percent) at a vertical angle of 80° above nadir. This applies to all lateral angles around the luminaire.

### DIMENSIONS

LED Wattage Housing Length	Single Luminaire EPA <sup>7</sup> (Effective Projected Area)	Single Luminaire Weight <sup>7</sup>
40LA, 60LA, 80LA 32"	.69 ft <sup>2</sup> .065 m <sup>2</sup>	36 lbs 16.33 kg

7. The EPA and weight of all solar power system components must be added to the luminaire EPA and weight shown above to determine the total EPA and weight on a single pole.

Radiant Solar		
	Inches	cm
A	4.60"	11.692cm
B	6.40"	16.256cm
C	11.49"	29.177cm
D	13.37"	33.95cm
E	13.23"	33.604cm
F	32"	81.28cm



1611 Clovis Barker Road, San Marcos, TX 78666  
(800) 227-0758 (512) 753-1000 FAX: (512) 753-7855 [sitelighting.com](http://www.sitelighting.com)

© 2011 Koninklijke Philips Electronics N.V. All Rights Reserved.

Philips Gardco reserves the right to change materials or modify the design of its product without notification as part of the company's continuing product improvement program.

GS200-002/0211

**PHILIPS**

