

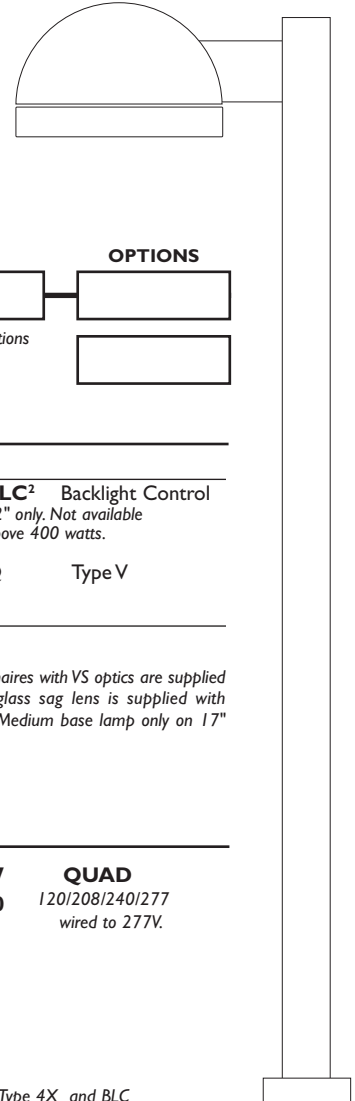
Job:
Type:
Notes:



Form 10 Round

CA / MA Arm Mount

The Philips Gardco Round arm mounted Form 10 products are cylindrical (CA) or semi-spherical (MA) cutoff luminaires providing the greatest energy efficiency when utilized with CosmoPolis or MasterColor Elite high performance ceramic metal halide electronic systems. Luminaires may also utilize other high intensity discharge lamps up to 875 watts (400 watts in the MA). Housings are one-piece seamless spun aluminum and finished with either Architectural Class I anodizing or electrostatically applied polyurethane. Luminaires can accept one of six (6) interchangeable and rotatable precision segmented optical systems. Flat glass lens luminaires provide full cutoff performance. Sag Lens luminaires provide cutoff performance.



PREFIX	MOUNTING	DISTRIBUTION	WATTAGE	VOLTAGE	FINISH	OPTIONS
<input type="text"/>	<input type="text"/>	<input type="text"/>	<input type="text"/>	<input type="text"/>	<input type="text"/>	<input type="text"/>

Enter the order code into the appropriate box above. Note: Gardco reserves the right to refuse a configuration. Not all combinations and configurations are valid. Refer to notes below for exclusions and limitations. For questions or concerns, please consult the factory.

PREFIX

CA17	17" Diameter Cylindrical Luminaire
MA17	17" Diameter Semi-Spherical Luminaire
CA22	22" Diameter Cylindrical Luminaire
MA22	22" Diameter Semi-Spherical Luminaire

MOUNTING

1	Single Pole Mount
2	Twin Pole Mount at 180°
2@90	Twin Pole Mount at 90°
3	3-way Pole Mount at 90°
3@120°	3-way Pole Mount at 120°
4	4-way Pole Mount

DISTRIBUTION

Horizontal Lamp		Vertical Lamp	
1	Type I	BLC²	Backlight Control
3	Type III		22" only. Not available above 400 watts.
4X^{1,2}	Type IV	Q	Type V
FM	Type IV		
VS	Type V		

- 22" luminaires only. 400 watts and below are supplied with flat glass lens standard. For wattages above 400 watts, "XF" extended flat lens is supplied standard.
- MH/PSMH 400 watt Type 4X and BLC luminaires require the E28/BT28 reduced jacket lamp.

In 400 watts and below, luminaires with VS optics are supplied with an acrylic sag lens. A glass sag lens is supplied with luminaires above 400 watts. Medium base lamp only on 17" luminaires only.

WATTAGE

	17"		22"	
Pulse Start MH Magnetic Ballast	50MH ³ 70MH ³ 100MH ³	150MH ³ 175PSMH [ⓔ] 200MH ⁴ ⓔ	250PSMH [ⓔ] 250PS90 ⁹ ⓔ 320PSMH ¹⁰ ⓔ 350PSMH ¹⁰ ⓔ 400PSMH ² ⓔ	450PSMH ⁴ 750PSMH ⁶ 775PSMH ^{6,8} 875PSMH ⁶
CosmoPolis™ Electronic System	60CMPE ¹¹ 90CMPE ¹¹	140CMPE ¹¹	140CMPE ²⁰	
MasterColor® Elite Electronic System			210MCE-3K ^{11,12} ⓔ	315MCE-3K ^{11,12} ⓔ
			210MCE-4K ^{11,12} ⓔ	315MCE-4K ^{11,12} ⓔ
Pulse Start MH Electronic Ballast			250PSE ¹¹ ⓔ	320PSE ^{10,11} ⓔ
Standard MH Magnetic Ballast ⁸	175MH ⁸	250MH ^{5,6,8}	250MH ⁸	400MH ^{2,8}
High Pressure Sodium Magnetic Ballast	70HPS 100HPS	150HPS	250HPS 400HPS	750HPS ⁶

ⓔ Wattages marked with Circle "E" meet federal energy efficiency standards applicable to 150 watt through 500 watt metal halide luminaires only.

VOLTAGE

120	347	QUAD
208	480	120/208/240/277
240		wired to 277V.
277		
200-277		
CMPE, MCE		
and PSE types only.		

- MH/PSMH 400 watts Type 4X and BLC luminaires require the E28/BT28 reduced jacket lamp.
- Medium base lamp.
- Available with vertical lamp optics only.
- Available with horizontal lamp optics only.
- Available in CA Style only. Not available in MA Style.
- Uses E37 / BT37 lamps only.
- 175MH, 250MH and 400MH not available for sale in the United States.
- 250 watt Pulse Start Metal Halide with a 90% efficient magnetic ballast. Complies with California Title 20 effective 1/1/2010. Available in 120, 208, 240 or 277V only.
- Requires E28/BT28 lamp.
- 120V or 200 - 277V only. Not available with QS, QST, Q924 or QT924 options.
- "-3K" suffix specifies a 3000°K lamp and "-4K" suffix specifies a 4000°K lamp.

1611 Clovis Barker Road, San Marcos, TX 78666
(800) 227-0758 (512) 753-1000 FAX: (512) 753-7855 sitelighting.com

© 2012 Koninklijke Philips Electronics N.V. All Rights Reserved.

Philips Gardco reserves the right to change materials or modify the design of its product without notification as part of the company's continuing product improvement program.

79115-40/0112

PHILIPS





Form 10 Round

CA / MA Arm Mount

FINISH

- BRP** Bronze Paint
- BLP** Black Paint
- WP** White Paint
- NP** Natural Aluminum Paint
- BRA** Bronze Anodized
- BLA** Black Anodized
- NA** Natural Anodized
- OC** Optional Color Paint
Specify Optional Color or RAL ex: OC-LGP or OC-RAL7024.
- SC** Special Paint
Specify. Must supply color chip.

OPTIONS

- F¹³** Fusing
- LF** In-Line/In-Pole Fusing
- PC^{6,14}** Photocontrol and Receptacle
- PCR⁶** Photocontrol Receptacle only
- POLY¹⁵** Polycarbonate Sag Lens
- HS¹⁶** Internal House Side Shield
- QS¹⁷** Quartz Standby
- QST¹⁷** Quartz Standby - Timed Delay
- Q924¹⁷** Quartz Emergency
- QT924¹⁷** Quartz Emergency - Timed Delay
- XF¹⁸** Extended Flat Glass Lens
- SG¹⁹** Sag Glass Lens
- MF²⁰** Mast Arm Fitter

- PTF2** Pole Top Fitter - 2 3/8 - 3" Dia. Tenon
- PTF3** Pole Top Fitter - 3 - 3.5" Dia. Tenon
- PTF4** Pole Top Fitter - 3.5 - 4" Dia. Tenon
- GMR²¹** Provision for Gardco Motion Response
- L6²²** LumiStep™ Ballast 6 hour
- L8²²** LumiStep™ Ballast 8 hour
- L10²²** LumiStep™ Ballast 10 hour

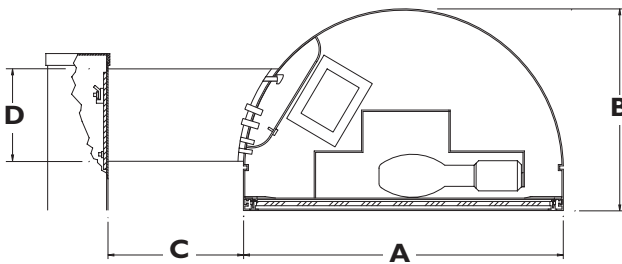
(Note 17) QS / Q924 Table	
HID Lamp Watts	Maximum Quartz Lamp Watts
175 watts or less	100 Watts
Above 175 watts up to 400 watts	150 Watts

17" luminaires limited to 100 watt quartz lamp maximum regardless of HID wattage. QS, QST, Q924 and QT924 options are not available in luminaires above 400 watt HID.

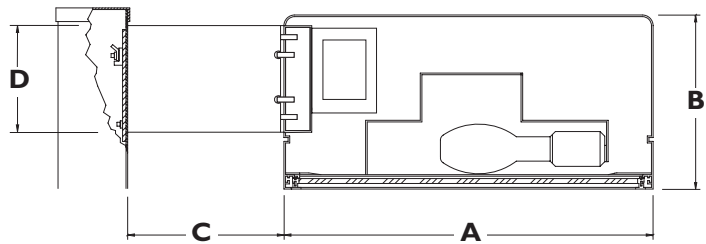
- 6. Available in CA Style only. Not available in MA Style.
- 13. In Head. Not available above 400W.
- 14. Not available in 480V. Provide Specific input voltage.
- 15. In lieu of flat glass. Not available with 4X optics, or 750W through 875W. Polycarbonate lenses carry a 1 year warranty only.
- 16. Supplied standard with FM optics.
- 17. See QS/Q924 Table.
- 18. Flat Glass lens with extended drop. Available with 22" luminaires only. Allows for the use of a larger lamp while providing full cutoff performance.
- 19. In lieu of flat glass. Available on 22" luminaires only.
- 20. Requires 2 3/8" mast arm. Not available with MA17.
- 21. Available with 17" 175PSMH or 150HPS and 22" 250PSMH through 400PSMH or 250HPS through 400HPS wattages. Includes dual-level capacitor and wiring to connect to Gardco Motion Response System.
- 22. Available with CosmoPolis™ system only. See submittal sheet GE200-005 for complete information on LumiStep™ ballasts.

DIMENSIONS AND EPA

MA



CA



MA Style				EPA			Avg. Weight
Size	A	B	C	Single	Twin	Quad	Single
MA17	17"	11"	5"	.8 ft ²	1.6 ft ²	2.3 ft ²	27 lbs
	43.18 cm	27.94 cm	12.70 cm	.07 m ²	.15 m ²	.21 m ²	12.25 kg
MA22	22"	14"	7"	1.3 ft ²	2.7 ft ²	3.7 ft ²	40 lbs
	55.88 cm	35.56 cm	17.78 cm	.12 m ²	.25 m ²	.34 m ²	18.14 kg

CA Style				EPA			Avg. Weight
Size	A	B	C	Single	Twin	Quad	Single
CA17	17"	8"	5"	.7 ft ²	1.5 ft ²	2.1 ft ²	27 lbs
	43.18 cm	20.32 cm	12.70 cm	.07 m ²	.14 m ²	.20 m ²	12.25 kg
CA22	22"	11"	7"	1.2 ft ²	2.3 ft ²	3.3 ft ²	42 lbs
	55.88 cm	27.94 cm	17.78 cm	.11 m ²	.21 m ²	.31 m ²	19.05 kg

1611 Clovis Barker Road, San Marcos, TX 78666
 (800) 227-0758 (512) 753-1000 FAX: (512) 753-7855 sitelighting.com

© 2012 Koninklijke Philips Electronics N.V. All Rights Reserved.

Philips Gardco reserves the right to change materials or modify the design of its product without notification as part of the company's continuing product improvement program.

79115-40/0112

PHILIPS





SPECIFICATIONS

GENERAL: Each Gardco Form 10 arm mounted Hardtop is a cylindrical (CA) or semi-spherical (MA) cutoff luminaire providing the greatest energy efficiency when utilized with CosmoPolis™ or MasterColor® Elite high performance ceramic metal halide electronic systems. Internal components are totally enclosed, rain-tight, dust-tight and corrosion resistant. No venting of optical system or electrical components is required or permitted. Luminaires are completely assembled with no disassembly required for installation. Lamping requires no lifting or hinging the luminaire housing, disturbing wiring or exposing uninsulated live parts.

HOUSING: Housing is one piece, .100" (.25cm) seamless aluminum with integral rolled circumferential reveal and lower section aperture incorporating a returned flange stiffener to protect against housing edge deformation. Units are offered in profiles of 17" (43.18cm) or 22" (55.88cm) diameter.

ARM: Extruded aluminum arm is secured to prewired fixture by contractor. Assembly is suitable for mounting to pole without requiring access to luminaire. Internal extruded channels capture tie rods for proper luminaire to pole alignment.

LENS: One piece, diecast aluminum door frame retains the optically clear, heat and impact resistant tempered flat glass, extended flat glass, sag glass or sag polycarbonate lens in a sealed manner using hollow section, high compliance, memory retentive extruded silicone rubber. Concealed stainless steel hinge and two (2) fasteners secure lens assembly to luminaire.

OPTICAL SYSTEMS: The segmented Form Ten optical system is homogeneous sheet aluminum, electrochemically brightened, anodized and sealed. The segmented reflectors are set in faceted arc tube image duplicator patterns to achieve IES Types I, III, IV and V distributions. With the 4X optics, the reflector facets form a conical fan around the arc tube with each facet positioned to be precisely tangent to the top of the arc tube. The mogul base lampholder is glazed porcelain with a nickel plated screw shell and is securely attached to the reflector assembly. 50MH, 70MH and 100MH units have medium base lampholders. All horizontal Metal Halide units in the 22" housings have lamp stabilizers ensuring precise arc tube positioning.

ELECTRICAL: All electrical components are UL recognized and factory tested. Electronic and magnetic HID ballasts are high power factor and mounted on a unitized plate. Magnetic HID ballasts are the separate component type. Electronic and magnetic HID ballasts are capable of providing reliable lamp starting down to -20°F / -29°C.

Luminaires provided with the CosmoPolis™ or MasterColor® Elite high performance ceramic metal halide electronic systems include high power factor electronic ballasts, designed specifically for the system selected.

FINISH: Anodized housings are created with an Aluminum Association Architectural Class I anodizing process to achieve a bronze, black or natural aluminum finish. Painted units are finished with hardcoat, fade resistant, electrostatically applied TGIC polyester powdercoat or polyurethane.

LABELS: All luminaires bear UL or CUL (where applicable) Wet Location labels.

WARRANTY: Gardco luminaires feature a 5 year limited warranty. See Warranty Information on www.sitelighting.com for complete details and exclusions. Polycarbonate lenses carry a 1 year warranty only.

FULL CUTOFF PERFORMANCE: Full cutoff performance means a luminaire distribution where zero candela intensity occurs at an angle at or above 90° above nadir. Additionally, the candela per 1000 lamp lumens does not numerically exceed 100 (10 percent) at a vertical angle of 80° above nadir. This applies to all lateral angles around the luminaire.

CUTOFF PERFORMANCE: Cutoff performance means a luminaire distribution where the candela per 1000 lamp lumens does not numerically exceed 25 (2.5 percent) at an angle at or above 90° above nadir, and 100 (10 percent) at a vertical angle of 80° above nadir. This applies to all lateral angles around the luminaire.

1611 Clovis Barker Road, San Marcos, TX 78666

(800) 227-0758 (512) 753-1000 FAX: (512) 753-7855 [sitelighting.com](http://www.sitelighting.com)

© 2012 Koninklijke Philips Electronics N.V. All Rights Reserved.

Philips Gardco reserves the right to change materials or modify the design of its product without notification as part of the company's continuing product improvement program.

79115-40/0112

PHILIPS

