

Job:
 Type:
 Notes:

Gaskins Series


GS01A Luminaire for Mounting to Standard Square or Round Poles

The Philips Gardco Gaskins Series is a variety of pedestrian scale luminaires for area illumination. The GS01A is an arm-mounted version of the GS01 model of the Gaskins Series for use with a standard style round or square pole with a minimum 3" diameter. GS01A luminaires provide full cutoff performance.

PREFIX	CONFIGURATION	DISTRIBUTION	WATTAGE	VOLTAGE	FINISH	OPTIONS
<input type="text"/>	<input type="text"/>	<input type="text"/>	<input type="text"/>	<input type="text"/>	<input type="text"/>	<input type="text"/>

Enter the order code into the appropriate box above. Note: Philips Gardco reserves the right to refuse a configuration. Not all combinations and configurations are valid. Refer to notes below for exclusions and limitations. For questions or concerns, please consult the factory.

PREFIX	CONFIGURATION
GS01A	1 Single Pole Mount
	2 Twin Pole Mount at 180°
	2@90 Twin Pole Mount at 90°
	3 3-way Pole Mount at 90°
	3@120 3-way Pole Mount at 120°
	4 4-way Pole Mount at 90°



DISTRIBUTION
HID
2XL Type II
3XL Type III
4XL Type IV Forward Throw
Fluorescent
MTS Medium Throw with Solite Lens <i>Only available with (2)42TRF.</i>
MWD Marker Optic with White Diffuse Glass <i>Only available with C40T5.</i>

WATTAGE
35HPS 50MH (2)42TRF ¹ (2) 42w Triple Tube Compact Fluorescent <i>Only available with MWD Distribution, UNIV voltage.</i>
50HPS 70MH C40T5 ¹ 40w Circular T5 Fluorescent <i>Only available with MTS Distribution, UNIV or 347V.</i>
70HPS 100MH
100HPS 150MH
150HPS

¹ Fluorescent ballasts supplied accept 120V through 277V, 50hz to 60hz input. Specify "UNIV" for 120V through 277V, 347V, where available, must be specified separately.

MH - Metal Halide - 150 Watt and below are Pulse Start by design
 HPS - High Pressure Sodium

VOLTAGE
120 UNIV ¹
208 347
240 480
277

1611 Clovis Barker Road, San Marcos, TX 78666
 (800) 227-0758 (512) 753-1000 FAX: (512) 753-7855 sitelighting.com

© 2011 Koninklijke Philips Electronics N.V. All Rights Reserved.
 Philips Gardco reserves the right to change materials or modify the design of its product without notification as part of the company's continuing product improvement program.



Gaskins Series

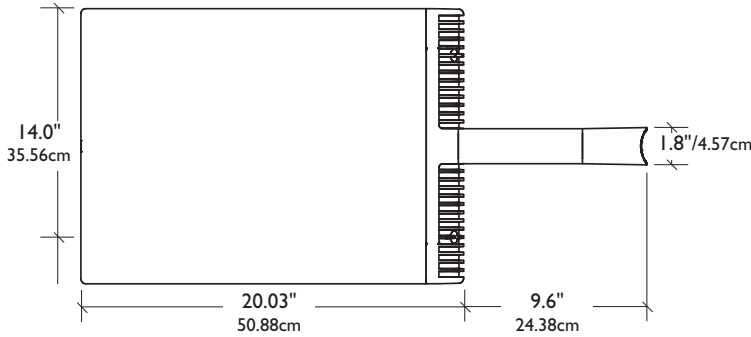
FINISH

BRP	Bronze	LSP	Light Sandstone
BLP	Black	DSP	Dark Sandstone
WP	White	RBP	Red Brick
NP	Natural Aluminum	LGP	Light Granite
BGP	Beige	DGP	Dark Granite
OC	Optional Color Paint Specify RAL designation ex: OC-RAL7024		
SC	Special Color Paint Specify. Must supply color chip		

OPTIONS


SG	Solite Glass Lens Supplied Standard with MTS Optics
TWG	Translucent White Glass Lens Supplied Standard with MWD Optics
PCB	Button Type Photocontrol
QS	Quartz Standby, DC Bayonet Socket
QST	Quartz Standby, Timed Delay, DC Bayonet Socket

DIMENSIONS AND EPA



Effective Projected Area (EPA)

Single	1.1 sq. ft./.10m ²
2 @ 180°	2.2 sq.ft./ .20m ²
3/4 way	2.7 sq. ft./ .25m ²



1611 Clovis Barker Road, San Marcos, TX 78666

(800) 227-0758 (512) 753-1000 FAX: (512) 753-7855 sitelighting.com

© 2011 Koninklijke Philips Electronics N.V. All Rights Reserved.

Philips Gardco reserves the right to change materials or modify the design of its product without notification as part of the company's continuing product improvement program.

79115-134/0411

PHILIPS



SPECIFICATIONS

GENERAL DESCRIPTION: The Philips Gardco Gaskins Series is a variety of pedestrian scale luminaires for area illumination. The GS01A is an arm-mounted version of the GS01 model of The Gaskins Series for use with a standard style round or square pole with a minimum 3" (7.62cm) diameter.

HOUSING/LENS ASSEMBLY: The housing is one-piece die cast aluminum. A tempered flat glass lens assembly is mechanically retained and hinged within the housing. The hinge is die cast aluminum. A one-piece molded silicone gasket seals the lens assembly to the housing to prevent intrusion by moisture, dust and insects. A decorative die cast ribbed element is attached to the back of the housing. This decorative element acts as an attachment point between the luminaire and the mounting arm. The mounting arm consists of two aluminum extrusions and a die cast pole adapter. 3/8" (.95cm) tie rods run through an integral channel within the extrusions for maintaining housing to pole alignment. Luminaires are pre-wired and suitable for installation without accessing housing.

HID SOURCE OPTICAL SYSTEMS: The segmented optical systems are manufactured from homogenous sheet aluminum, which has been electrochemically brightened, anodized and sealed. The multifaceted arc image duplicating systems are designed to produce IES Types II (2XL), III (3XL), and IV (4XL). The reflector facets form a conical fan around the arc tube with each facet positioned to be precisely tangent to the top of the arc tube.

The lampholder is glazed porcelain with a nickel plated screw shell.

Fluorescent Source Optical Systems: Fluorescent luminaires use either a medium throw reflector with a Solite® glass lens or a marker reflector with a translucent white glass lens.

ELECTRICAL: Each HID high power factor ballast is the separate component type, capable of providing reliable lamp starting down to -20°F/-29°C. Component to component wiring within the luminaire will carry no more than 80 percent of rated current and is listed by U.L. for use at 600 VAC at 150°C/302°F or higher. Plug disconnects are listed by U.L. for use at 600 VAC, 15 Amp or higher.

Fluorescent units have a starting temperature of 0°F/-18°C.) Fluorescent ballasts are solid state.

FINISH: Each standard color luminaire receives a fade and abrasion resistant electrostatically applied thermally cured triglycidal isocyanurate (TGIC) textured semi-gloss polyester powdercoat finish. Standard colors include Bronze (BRP), Black (BLP), White (WP), Natural Aluminum (NP), Beige (BGP), Light Sandstone (LSP), Dark Sandstone (DSP), Red Brick (RBP), Light Granite (LGP) and Dark Granite (DGP). Consult factory for specifications on custom colors.

LABELS: All luminaires bear U.L. or C.U.L. (where applicable) Wet Location labels.

WARRANTY: Philips Gardco luminaires feature a 5 year limited warranty. See Warranty Information on www.sitelighting.com for complete details and exclusions. Polycarbonate lenses carry a 1 year warranty only.

FULL CUTOFF PERFORMANCE: Full cutoff performance means a luminaire distribution where zero candela intensity occurs at an angle at or above 90° above nadir. Additionally, the candela per 1000 lamp lumens does not numerically exceed 100 (10 percent) at a vertical angle of 80° above nadir. This applies to all lateral angles around the luminaire.

CUTOFF PERFORMANCE: Cutoff performance means a luminaire distribution where the candela per 1000 lamp lumens does not numerically exceed 25 (2.5 percent) at an angle at or above 90° above nadir, and 100 (10 percent) at a vertical angle of 80° above nadir. This applies to all lateral angles around the luminaire.

1611 Clovis Barker Road, San Marcos, TX 78666

(800) 227-0758 (512) 753-1000 FAX: (512) 753-7855 [sitelighting.com](http://www.sitelighting.com)

© 2011 Koninklijke Philips Electronics N.V. All Rights Reserved.

Philips Gardco reserves the right to change materials or modify the design of its product without notification as part of the company's continuing product improvement program.

79115-134/0411

PHILIPS

