

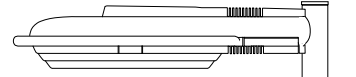
Job:
Type:
Notes:

Circa

Page 1 of 3

CR20 and CR25 Area Luminaires with LED Ring

The Gardco Circa product line is a low profile, curvilinear cutoff luminaire utilizing high intensity discharge lamps. The housings are one-piece, die cast aluminum and mount directly to a pole, mast arm or wall without the need of a separate support arm. The Circa may be ordered with a decorative acrylic rod shaped to follow the contour of luminaire illuminated at each end by light emitting diode (LED) illuminator assemblies in your choice of five (5) colors. Luminaires accept nine interchangeable, rotatable precision segmented optical systems which provide high light levels, uniform illumination and cutoff of glare and light trespass. Flat glass lens luminaires provide full cutoff performance. Sag lens luminaires provide cutoff performance.



PREFIX	MOUNTING	DISTRIBUTION	WATTAGE	VOLTAGE	LED RING	FINISH	OPTIONS

Enter the order code into the appropriate box above. Note: Gardco reserves the right to refuse a configuration. Not all combinations and configurations are valid. Refer to notes below for exclusions and limitations. For questions or concerns, please consult the factory.

PREFIX

CR20 Small Circa 20"
CR25 Large Circa 25"

Standard arm, without any RPA (Round Pole Adapter), mounts to round poles from 3.85" to 4.5" O.D.

MOUNTING

1 Single Pole Mount
2 Twin Pole Mount at 180°
2@90 Twin Pole Mount at 90°
3 3-way Pole Mount at 90°
3@120° 3-way Pole Mount at 120°
4 4-way Pole Mount
W Wall Mount, Recessed J-Box
WS Wall Mount, Surface Conduit

DISTRIBUTION

Horizontal Lamp

1 Type I
2XL Type II
3XL Type III
4XL Type IV
BLC Backlight Control (Available in CR25 only)
5H Type V

Vertical Lamp

2XLV⁵ Type II
3XLV⁵ Type III
4XLV⁵ Type IV
5V⁵ Type V
All luminaires with vertical lamp optics require a sag glass lens, and require a conical-shaped top housing extension.

WATTAGE

	CR20	CR25
Pulse Start MH Magnetic Ballast	100MH 150MH 175PSMH ⁴ ⓔ 200MH ^{2,4} ⓔ	250PSMH ⓔ 250PS90** ⓔ 320PSMH ³ ⓔ 350PSMH ³ ⓔ 400PSMH ³ ⓔ
Standard MH Magnetic Ballast*	175MH* 250MH ^{3,1,6,7}	250MH ^{3,7} 400MH ^{3,3}
High Pressure Sodium Magnetic Ballast	100HPS 150HPS	250HPS 400HPS 750HPS ⁵

* 175MH, 250MH and 400MH not available for sale in the United States.
** 250PS90 includes a 90% efficient magnetic PSMH ballast, meeting the requirements of California Title 20, effective 1/1/2010.



Wattages marked with Circle "E" meet federal energy efficiency standards applicable to 150 watt through 500 watt metal halide luminaires only.

VOLTAGE

120	240	347 ⁷
208	277	480

LED RING

LER Red
LEO Orange
LEA Amber
LEG Green
LEB Blue

1. Horizontal lamp optics only.
2. Not available in 480V.
3. Requires E28/BT28 lamp.
4. Vertical lamp optics only.
5. Supplied with sag glass lens only.
6. Type 1 and Type 5H utilize E-28 lamp. Types 2XL, 3XL and 4XL require the E-18 lamp.
7. 250MH with 347V is not available with QS, QST, Q924 or QT924 options.

1611 Clovis Barker Road, San Marcos, TX 78666
(800) 227-0758 (512) 753-1000 FAX: (512) 753-7855 sitelighting.com

© 2010 Koninklijke Philips Electronics N.V. All Rights Reserved.

Philips Gardco reserves the right to change materials or modify the design of its product without notification as part of the company's continuing product improvement program.

79115-120/1010

PHILIPS

GARDCO

CR20 and CR25 Area Luminaires with LED Ring

FINISH

BRP	Bronze Paint
BLP	Black Paint
WP	White Paint
NP	Natural Aluminum Paint
OC	Optional Color Paint Specify Optional Color or RAL ex: OC-LGP or OC-RAL7024.
SC	Special Paint Specify. Must supply color chip.

OPTIONS

F	Fusing In Head
LF	In-Line/In-Pole Fusing
PC⁸	Photocontrol and Receptacle
PCR	Photocontrol Receptacle only
SG⁹	Sag Glass Lens
HS	Internal Houseside Shield
MA¹⁰	Mast Arm Mounting Kit (internal)
RPAI¹¹	3" Round Pole Adapter
RPA2¹²	4" and 5" Round Pole Adapter
SPA¹³	Square Pole Adapter

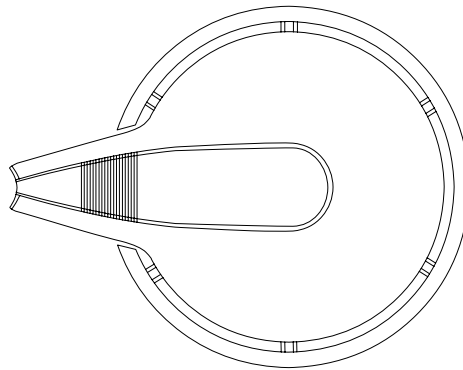
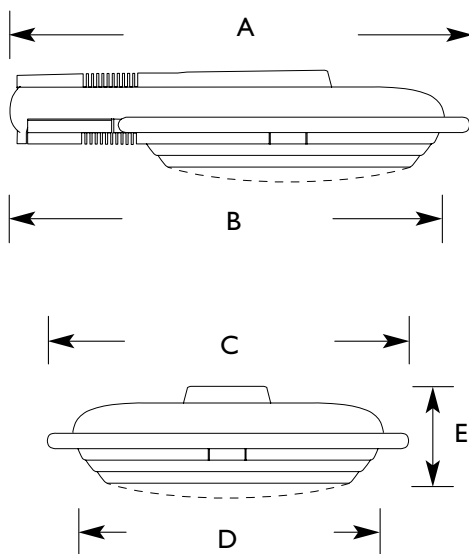
QS^{7,14}	Quartz Standby
QST^{7,14}	Quartz Standby - Timed Delay
Q924^{7,14}	Quartz Emergency
QT924^{7,14}	Quartz Emergency - Timed Delay
PTF2	Pole Top Fitter - 2 3/8" - 3" Dia. Tenon
PTF3	Pole Top Fitter - 3" - 3 1/2" Dia. Tenon
PTF4	Pole Top Fitter - 3 1/2" - 4" Dia. Tenon
GMR¹⁵	Provision for Gardco Motion Response
TB	Terminal Block

- 7. 250MH with 347V is not available with QS, QST, Q924 or QT924 options.
- 8. Not available with 480V. Provide specific input voltage.
- 9. In lieu of flat glass. Supplied standard and required on all luminaires above 400 watt and with vertical lamp optics.
- 10. Requires 2 3/8" O.D. Mast Arm.
- 11. Required for 3" O.D. round or tapered round poles where top O.D. is less than 3.85".
- 12. Required for 5" - 6" O.D. round poles.
- 13. 2 3/4" O.D. Minimum Pole Width.
- 14. See QS / Q924 Table
- 15. Available only with CR25, 250PSMH through 400PSMH and 2500HPS through 400HPS wattages. Includes dual-level capacitor and wiring to connect to Gardco Motion Response System.

(Note 21) QS / Q924 Table	
HID Lamp Watts	Maximum Quartz Lamp Watts
175 watts or less	100 Watts
Above 175 watts up to 400 watts	150 Watts

20" luminaires limited to 100 watt quartz lamp maximum regardless of HID wattage. QS, QST, Q924 and QT924 options are not available in luminaires above 400 watt HID.

DIMENSIONS AND EPA



EPA

	Single	Twin	3-4 way
CR20			
Flat Lens	.60 ft ² .06 m ²	1.20 ft ² .11 m ²	1.63 ft ² .15 m ²
Sag Lens	.62 ft ² .06 m ²	1.25 ft ² .12 m ²	1.70 ft ² .16 m ²
CR25			
Flat Lens	.85 ft ² .08 m ²	1.70 ft ² .16 m ²	2.3 ft ² .21 m ²
Sag Lens	1.10 ft ² .10 m ²	2.20 ft ² .20 m ²	3.1 ft ² .29 m ²

Size	A	B	C	D	E	Sag Glass Lens Drop
CR20	29 5/8" 75.25 cm	28" 71.12 cm	23 1/4" 59.05 cm	20" 50.80 cm	6 1/4" 15.87 cm	3/4" 1.91 cm
CR25	37 5/8" 95.57 cm	26 1/8" 91.76 cm	28 1/2" 72.39 cm	25 3/8" 64.45 cm	6 5/8" 16.83 cm	2 5/8" 6.67 cm

1611 Clovis Barker Road, San Marcos, TX 78666
(800) 227-0758 (512) 753-1000 FAX: (512) 753-7855 sitelighting.com

© 2010 Koninklijke Philips Electronics N.V. All Rights Reserved.

Philips Gardco reserves the right to change materials or modify the design of its product without notification as part of the company's continuing product improvement program.

79115-120/1010

PHILIPS



SPECIFICATIONS

GENERAL DESCRIPTION: The Gardco Circa product line is a low profile, curvilinear cutoff luminaire utilizing high intensity discharge lamps. The housings are one-piece, die cast aluminum and mount directly to a pole, mast arm or wall without the need of a separate support arm. The shallow, rounded form produces extremely low effective projected areas for superior wind loading capability. Luminaires accept five (5) interchangeable, rotatable precision segmented optical systems which provide high light levels, uniform illumination and cutoff of glare and light trespass.

HOUSING: A one-piece diecast aluminum housing mounts directly to a pole, mast arm or wall without the need for a support arm. Luminaires with vertical lamp optics include a conical-shaped top housing extension.

LENS ASSEMBLY: A single-piece diecast aluminum lens frame hinges down from the housing and is secured by a concealed stainless steel hinge and hinge pin.

An optically clear, heat and impact resistant tempered flat glass lens is mechanically secured with six retainers. The electrical and optical chambers are thoroughly sealed with a one-piece memory retentive hollow-core silicone gasket to prevent intrusion by rain, dust, and insects.

OPTICAL SYSTEMS: The segmented optical systems are manufactured from homogenous sheet aluminum which has been electrochemically brightened, anodized and sealed. The multifaceted arc image duplicating systems are designed to produce IES Types I (1), II (2XL), III (3XL), IV (4XL-BLC), and V (5H). With the 2XL, 3XL and 4XL luminaries, the reflector facets form a conical fan around the arc tube with each facet positioned to be precisely tangent to the top of the arc tube.

For the CR25, a mogul base lampholder is glazed porcelain with a nickel plated screw shell. Position-oriented sockets are supplied standard to accept super metal halide lamps. All CR25 units feature lamp stabilizers. In CR20 units, lampholders for 200 watt and higher metal halide and pulse start metal halide lamps are mogul base. All other CR20 lampholders are medium base.

LED RING: The luminaire shall be provided with a decorative acrylic rod shaped to follow contour of luminaire illuminated at each end by light emitting diode (LED) illuminator assemblies.

The rod will have reflective coating causing an even brightness along its length resembling luminous tube lighting. There shall be no breaks, discrete spots, or other discontinuities visible in the intended viewing angle of 60° to 90° above nadir.

The method of rod attachment to luminaire shall allow for thermal expansion and contraction from -70° to +120°F (-57° to +49°C) without causing damage to the assembly. The rod shall not use adhesives for any structural support.

The illuminator assembly at each end shall consist of a polycarbonate thermoplastic housing which encloses LEDs. The housing shall be potted with a water-clear compound, after assembly, which will totally encapsulate all components to protect against water and other environmental contamination.

Electrical supply powering each illuminator directly or indirectly shall be 30 volts RMS or less and be supplied by an isolation transformer. Primary wavelengths for the available colors shall be: Red - 626-635 nm; Orange - 605-609 nm; Amber - 590-592 nm; Green - 520-525 nm; Blue - 465-470 nm.

ELECTRICAL: All electrical components are UL recognized, factory tested, and mounted on a unitized plate with quick electrical disconnects. Each high power factor ballast is the separate component type capable of providing reliable lamp starting down to -20°F/-29°C.

FINISH: Each standard color luminaire receives a fade and abrasion resistant, electrostatically applied, thermally cured, triglycidal isocyanurate (TGIC) textured polyester powdercoat finish. Units are thoroughly cleaned and provided with an advanced chromate acid pretreatment. Standard colors include bronze (BRP), black (BLP), white (WVP), and natural aluminum (NP). Consult factory for specs on custom colors.

LABELS: All luminaires bear UL or CUL (where applicable) Wet Location labels.

WARRANTY: Gardco luminaires feature a 5 year limited warranty. See Warranty Information on www.sitelighting.com for complete details and exclusions. Polycarbonate lenses carry a 1 year warranty only.

FULL CUTOFF PERFORMANCE: Full cutoff performance means a luminaire distribution where zero candela intensity occurs at an angle at or above 90° above nadir. Additionally, the candela per 1000 lamp lumens does not numerically exceed 100 (10 percent) at a vertical angle of 80° above nadir. This applies to all lateral angles around the luminaire.

CUTOFF PERFORMANCE: Cutoff performance means a luminaire distribution where the candela per 1000 lamp lumens does not numerically exceed 25 (2.5 percent) at an angle at or above 90° above nadir, and 100 (10 percent) at a vertical angle of 80° above nadir. This applies to all lateral angles around the luminaire.

1611 Clovis Barker Road, San Marcos, TX 78666

(800) 227-0758 (512) 753-1000 FAX: (512) 753-7855 [sitelighting.com](http://www.sitelighting.com)

© 2010 Koninklijke Philips Electronics N.V. All Rights Reserved.

Philips Gardco reserves the right to change materials or modify the design of its product without notification as part of the company's continuing product improvement program.

79115-120/1010

PHILIPS

